





NetModule Industrial Router					
Modularity	Maximum Modules	4	5	5	
	Cellular	1		2	
	WLAN	1		2	
	GNSS	1		2	
Wireless	<b>Cellular</b>				
	Generation	4G, 3G, 2G			
	Cellular Standards	LTE Cat.4, HSPA+/UMTS, EDGE/GPRS		LTE Cat. 6/Cat. 4, HSPA+/UMTS, EDGE/GPRS	
	Regions	EMEA, NA, APAC			
	SIM	Micro eSIM on request	2x Micro or 1x eSIM on request	2x Micro	
	<b>WLAN</b>				
	IEEE 802.11 Dual-band 2.4/5 GHz	a/b/g/n		a/b/g/n/ac	
Positioning	<b>GNSS</b>				
	System	BeiDou, Galileo, GLONASS, GPS, QZSS			
Ethernet	<b>Onboard</b>				
	LAN/WAN	1x Fast Ethernet	4x Fast Ethernet	2x Gigabit Ethernet	1x Gigabit Ethernet + 1x Gigabit Ethernet or SFP + 4x Gigabit Ethernet w/ or w/o PoE+
	Connector	RJ45			
Wired	SFP (unpopulated)	-		1	
	<b>Interfaces</b>				
Wired	Standard	USB 2.0	USB 2.0 RS-232 + Digital I/O	USB 2.0 RS-232/485	
	Options	CAN, Digital I/O, RS-232/485	CAN, Digital I/O, FXS Telephony, RS-232/485	FXS Telephony, extension board	
System	<b>Specifications</b>				
	CPU System	1 GHz single core, 512 MB RAM, 4 GB flash		1.3 GHz dual core, 1 GB RAM, 4 GB flash	
	LTE-WLAN Throughput	50 Mbps		200 Mbps	
	LAN-WLAN Throughput	90 Mbps		200 Mbps	
	LAN-LAN Throughput	-	100 Mbps	930 Mbps	
	Software	NetModule Router Software Linux based with Network Protocols (TCP, UDP, IPv4/6, HTTP, HTTPS, MQTT), Static Routing, Dynamic Routing (OSPF, BGP), QoS (Diffserv, SFQ, HTB, Priority-based Queuing), Multipath, Mobile IP, Multicast, Redundancy (VRRP, STP/RSTP), Link Management, Services (DHCP, DNS, NTP, DynDNS, SNMP, SIP), VLAN, Stateful Firewall (Address, Port, Rules, NAPT), VPN (IPSec, PPTP, GRE, L2TP)			
		Connectivity Suite, WebManager, CLI			
	Licenses	Voice Gateway, LXC Virtualization, eSIM Management			
	Customer Applications	LXC Virtualization, SDK, Scripting			
	Maximum Antennas	5x SMA	7x SMA	5x SMA	
	Micro SD Card	-		1	
	Input Voltage	12 - 24 VDC		12 - 48 VDC	12 - 48 VDC PoE: 48VDC
	Maximum Consumption	10 W		20 W	20 W PoE+: 90 W
	Dimension w x h x d	111 x 32 x 110 mm	45 x 134 x 121 mm	61 x 140 x 121 mm	95 x 140 x 121 mm
	Weight	250 g	450 g	900 g	1100 g
Operating Temperature	-40 °C to +70 °C		-40 °C to +70 °C PoE: -40 °C to +50 °C		
MTBF	180'000 - 340'000 h / 20 - 38 years				
Environment	IP40				
Mounting	Brackets, DIN-Rail with adapter	DIN-Rail			
Compliance	<b>Conformity</b>				
	Standard	CE/RED, RoHS, WEEE, REACH			