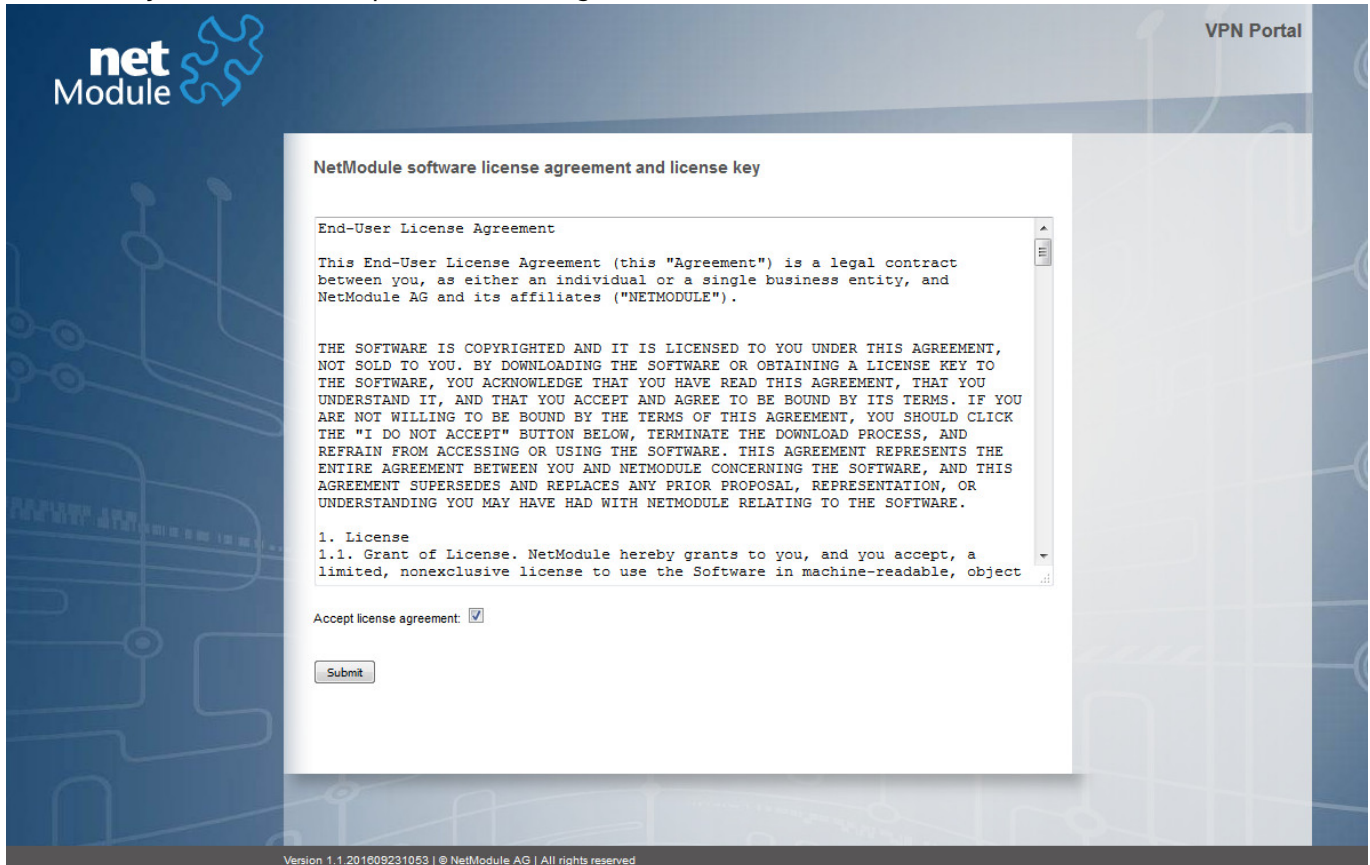


Cloud Router First Configuration

Accept License Agreement

First of all you have to accept the license agreement.



net Module

VPN Portal

NetModule software license agreement and license key

End-User License Agreement

This End-User License Agreement (this "Agreement") is a legal contract between you, as either an individual or a single business entity, and NetModule AG and its affiliates ("NETMODULE").

THE SOFTWARE IS COPYRIGHTED AND IT IS LICENSED TO YOU UNDER THIS AGREEMENT, NOT SOLD TO YOU. BY DOWNLOADING THE SOFTWARE OR OBTAINING A LICENSE KEY TO THE SOFTWARE, YOU ACKNOWLEDGE THAT YOU HAVE READ THIS AGREEMENT, THAT YOU UNDERSTAND IT, AND THAT YOU ACCEPT AND AGREE TO BE BOUND BY ITS TERMS. IF YOU ARE NOT WILLING TO BE BOUND BY THE TERMS OF THIS AGREEMENT, YOU SHOULD CLICK THE "I DO NOT ACCEPT" BUTTON BELOW, TERMINATE THE DOWNLOAD PROCESS, AND REFRAIN FROM ACCESSING OR USING THE SOFTWARE. THIS AGREEMENT REPRESENTS THE ENTIRE AGREEMENT BETWEEN YOU AND NETMODULE CONCERNING THE SOFTWARE, AND THIS AGREEMENT SUPERSEDES AND REPLACES ANY PRIOR PROPOSAL, REPRESENTATION, OR UNDERSTANDING YOU MAY HAVE HAD WITH NETMODULE RELATING TO THE SOFTWARE.

1. License

1.1. Grant of License. NetModule hereby grants to you, and you accept, a limited, nonexclusive license to use the Software in machine-readable, object

Accept license agreement:

Submit

Version 1.1.201609231053 | © NetModule AG | All rights reserved

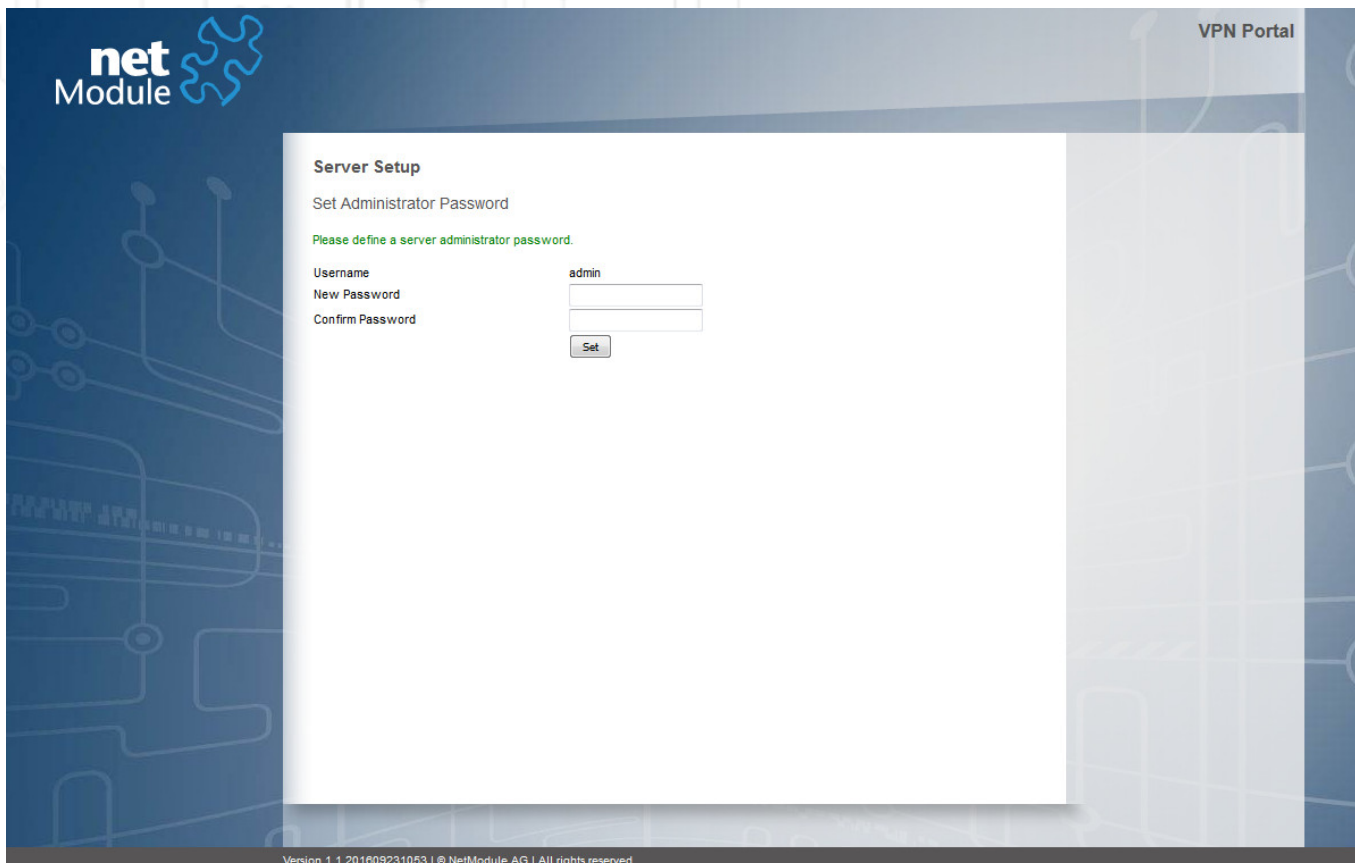
Set Administrator Password

NetModule AG

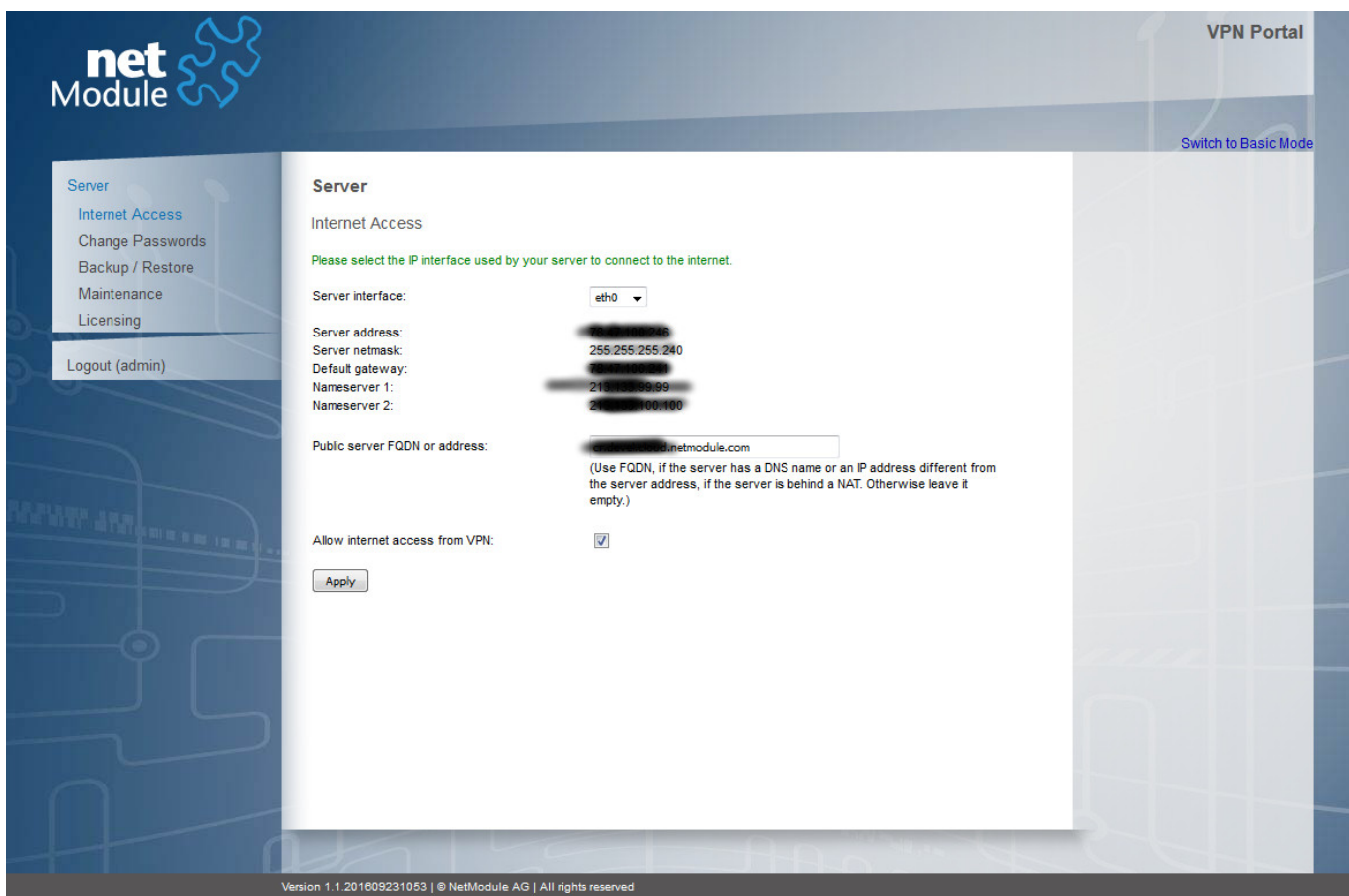
Meriedweg 11 T +41 31 985 25 10 Switzerland
3172 Niederwangen F +41 31 985 25 11

NetModule GmbH

Frankfurter Strasse 92 T +49 6196 77 99 79 0 Germany
65760 Eschborn F +49 6196 77 99 79 9



Select Server Interface



NetModule AG

Meriedweg 11 T +41 31 985 25 10 Switzerland
 3172 Niederwangen F +41 31 985 25 11

NetModule GmbH

Frankfurter Strasse 92 T +49 6196 77 99 79 0 Germany
 65760 Eschborn F +49 6196 77 99 79 9

Change OpenVPN Configuration

Do not set the “Configuration Template” for the Remote Stations if you want to change the Open VPN Setting including the Remote Stations IP address range.

1. Change to **Expert Mode** (upper right corner).
2. Select Server and OpenVPN to configure the OpenVPN Configuration
3. Change values

The screenshot shows the NetModule VPN Portal interface. The left sidebar contains a menu with options: Remote Stations, Server (selected), OpenVPN (selected), L2TP / IPsec, Internet Access, Change Passwords, Backup / Restore, Maintenance, Licensing, and Logout (admin). The main content area is titled 'Server' and 'OpenVPN'. It includes the following settings:

- Enabled:
- Transport Protocol: UDP
- Listening Port: 1194
- Network Address: 10.8.0.0
- Network Mask: 255.255.0.0
- Cipher Algorithm: BF-CBC
- Hash Algorithm: SHA256
- Enable Compression:
- Enable Keepalive:
- Client Defaults:
 - Use 1:1 NAT:
 - Redirect Gateway:

An 'Apply' button is located at the bottom of the configuration area. The top right corner of the interface shows 'VPN Portal' and a link to 'Switch to Basic Mode'. The footer of the interface reads 'Version 1.1.201609231053 | © NetModule AG | All rights reserved'.

Set Remote Stations Configuration Template

Now you can set the Configuration Template for the Remote Stations.

NetModule AG

Meriedweg 11 T +41 31 985 25 10 Switzerland
3172 Niederwangen F +41 31 985 25 11

NetModule GmbH

Frankfurter Strasse 92 T +49 6196 77 99 79 0 Germany
65760 Eschborn F +49 6196 77 99 79 9

The screenshot shows the NetModule VPN Portal interface. On the left is a navigation menu with 'Remote Stations' selected, containing sub-items 'Configuration Template', 'Server', and 'Logout (admin)'. The main content area is titled 'Remote Stations' and 'Configuration Template'. It includes a green instruction: 'Please define the settings to be included in the configuration file that is uploaded to your routers.' Below this are several form fields: 'Router Password' (masked), 'Use Ethernet' (checkbox), 'Use WLAN' (checkbox), and 'Use WWAN' (checkbox, checked). Under 'Use WWAN', there are fields for 'Provider' (dropdown menu showing 'D Vodafone'), 'APN' (text box with 'web.vodafone.de'), 'Username' (text box with 'vodafone'), and 'Password' (text box with 'vodafone'). An 'Apply' button is at the bottom. The top right corner has 'VPN Portal' and a link 'Switch to Expert Mode'. The footer of the page reads 'Version 1.1.201609231053 | © NetModule AG | All rights reserved'.

NetModule AGMeriedweg 11
3172 NiederwangenT +41 31 985 25 10
F +41 31 985 25 11

Switzerland

NetModule GmbHFrankfurter Strasse 92
65760 EschbornT +49 6196 77 99 79 0
F +49 6196 77 99 79 9

Germany